


MANUAL SINGLE POLE



S100 SERIES
BATTERY MASTER SWITCH

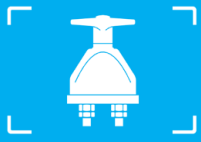


S100 SERIES

MANUAL CONTROL

250 A CONTINUOUS RATING ●

PROTECTION DEGREE IP65 ●



S100 SERIES

BATTERY MASTER SWITCH

TECHNICAL DATA

MAIN CHARACTERISTICS

Polarity	GND or + CUT-OFF
Temperature range	- 40 to +85 °C
Housing material	zinc alloy
Weight	550 to 600 g
Protection degree (ISO20653)	IP65
Compliant with directive	REACH (2006/121/EC) - ELV (2000/53/EC)

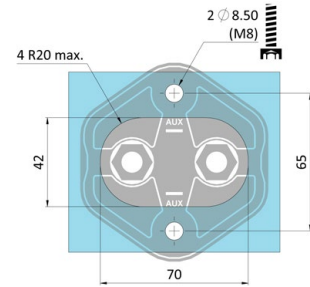
POWER CIRCUIT

Continuous rating	250 A
Overload	2500 A (5 s)
Max DC voltage	16 / 32 V
Terminals size	M10
Contact resistance	<20 mΩ
Tightening torque	13 N.m ±10%
Terminals material	Copper

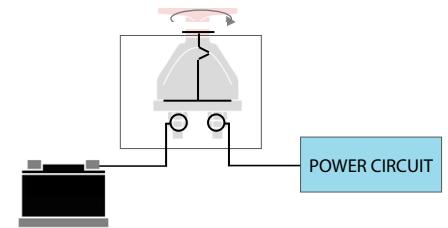
CONTROL CIRCUIT

Type of handle	Fixed / 2 positions
----------------	---------------------

MOUNTING INTERFACE

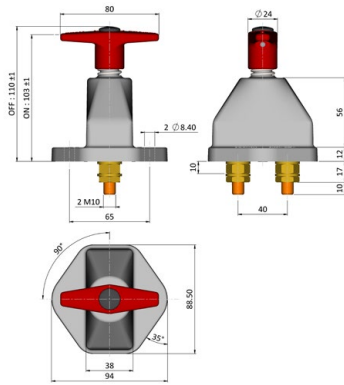


ELECTRICAL DIAGRAM

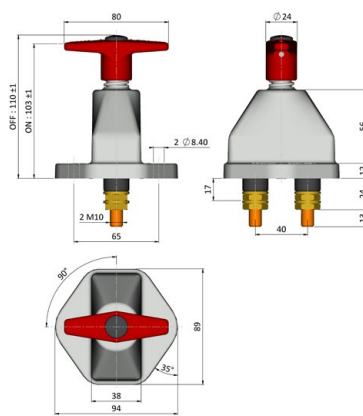


DIMENSIONS

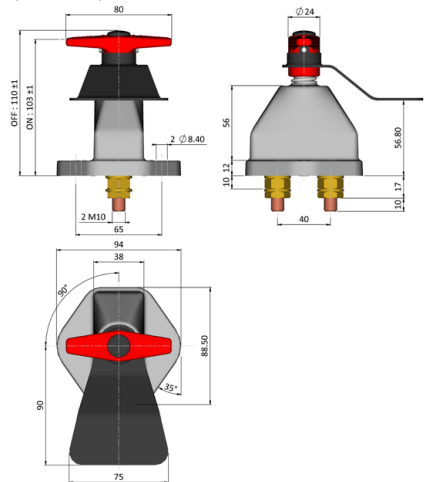
200008 | 200013 | 200043 | 202574



200033



200012



PRODUCT SELECTION

P/N	HOUSING COLOR	HANDLE COLOR & MATERIAL	TERMINALS LENGTH	OPTION
200008	Metallic	Red thermoplastic	10 mm	-
200012	Metallic	Red thermoplastic	10 mm	Protection flap
200013	White	Red thermoplastic	10 mm	-
200033	Metallic	Red thermoplastic	13 mm	-
200043	Metallic	Red metallic	10 mm	-
202574	Metallic	Red thermoplastic	10 mm	Rubber boot

On request: specific technical demand can be studied

